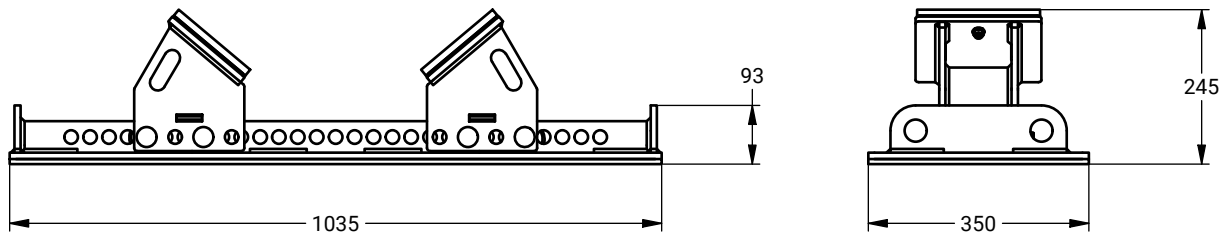
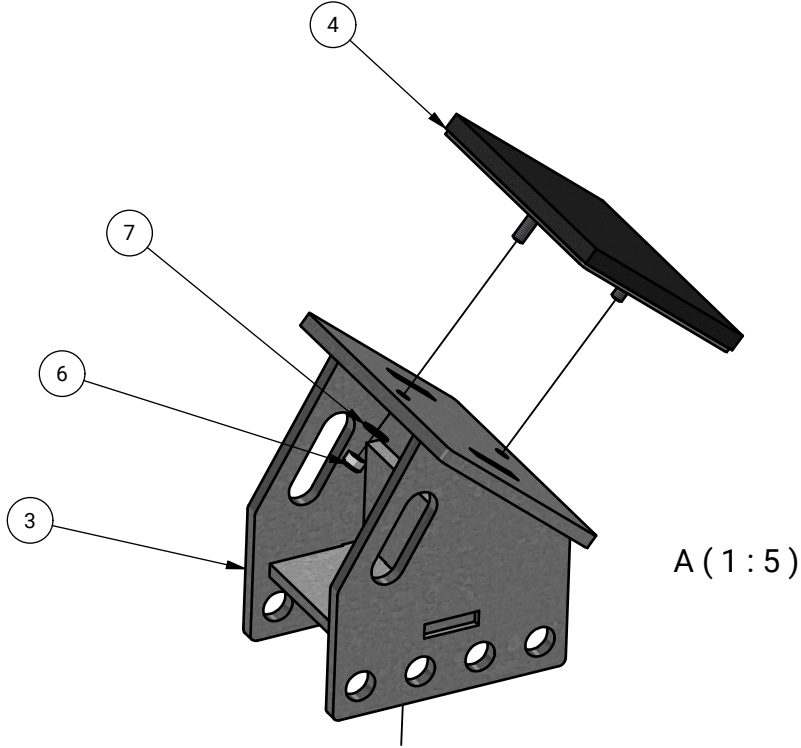
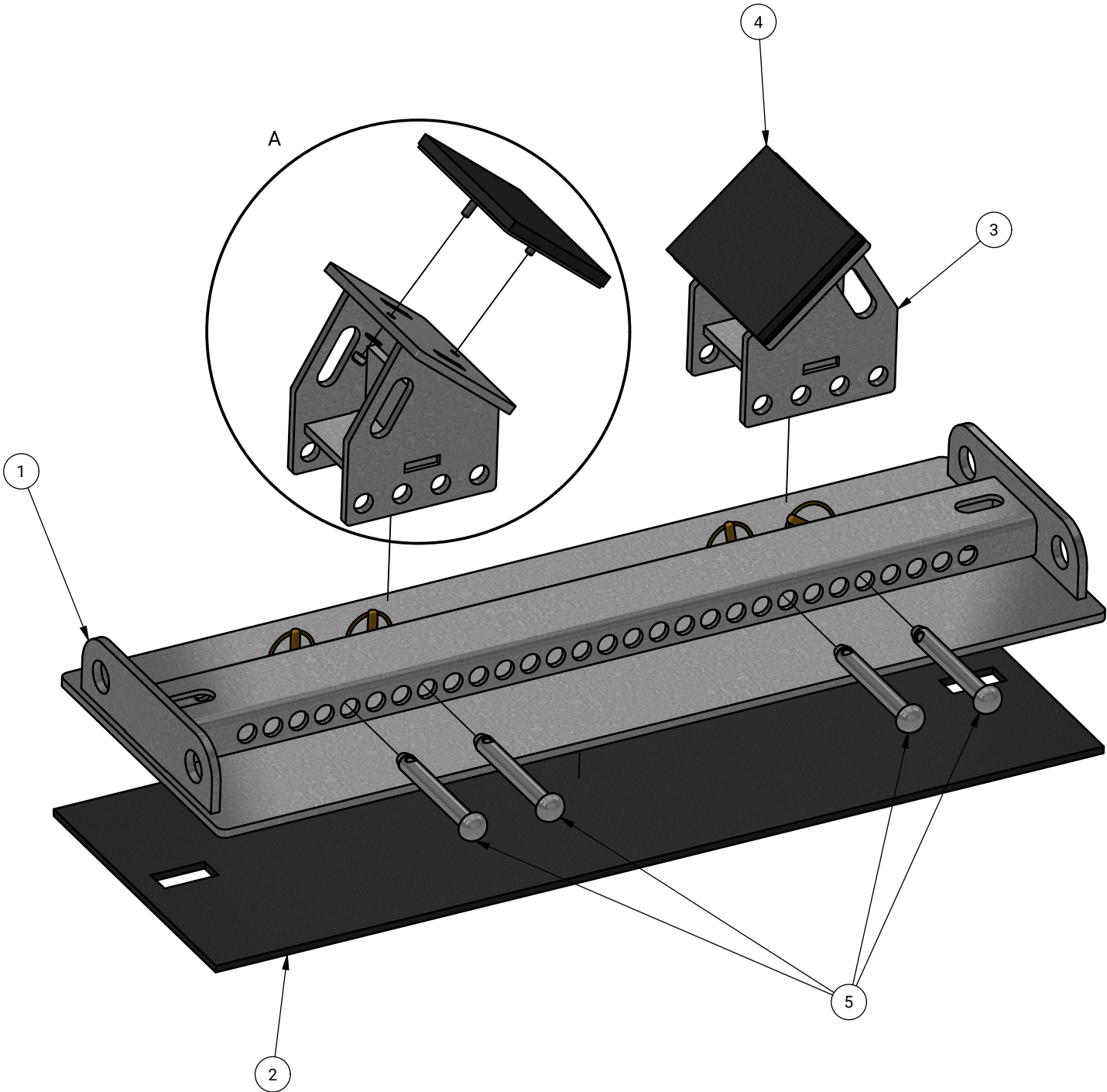


REVISION HISTORY				
REV	DATE	BY	DESCRIPTION	CKD
0	28/10/2022	KC	INITIAL RELEASE	KC

PART LIST			
ITEM	DESCRIPTION	TOTAL	UNIT
1	Base Rail Weldment	1	Each
2	Base Rail Load Restrain Mat	1	Each
3	Medium Chock Weldment	2	Each
4	Chocking Plate with Rubber	2	Each
5	130mm Pin Set	4	Each
6	M8x1.25 Nyloc Nut	4	Each
7	M8 Flat Washer	4	Each



NOTE:
1. FOR GENERAL TOLERANCING REFER TO TOLERANCE TABLE IN THE TITLE BLOCK

<div>THIRD ANGLE</div> <div></div> <div>PROJECTION</div>	<div>DAYWALK</div>			PRODUCT CODE : ---				
				DESCRIPTION : Base Rail Assembly				
SCALE: N.T.S.	26 Activity Street MARYBOROUGH QLD 4650	PO Box 2039 MARYBOROUGH QLD 4650	Ph 1300 662 987 sales@daywalk.com	PART NO / DWG NO : ---		DRAWING TYPE: ASSEMBLY GUIDE		
TOLERANCES: (mm) X = ± 1 X.X = ± 0.5 X.XX = ± 0.05 X.XXX = ± 0.005 ANGLE = ± 0.25°	ALL PARTS TO BE FREE FROM SPATTER, SHARP EDGES AND OTHER IMPERFECTIONS WHICH MAY AFFECT THE FUNCTION, FIT OR FINISH.			MATERIAL :		WEIGHT: 64.925 kg	SHEET NO: 1 of 1	REV: 0
	ALL INFORMATION AND DETAILS CONTAINED IN THIS DRAWING ARE PROTECTED BY COPYRIGHT LAWS AND CANNOT TO BE REPRODUCED OR SHARED WITH EXTERNAL PARTIES WITHOUT THE WRITTEN PERMISSION OF THE OMNI-TUFF GROUP PTY LTD TRADING AS DAYWALK. THIS DRAWING MAY BE SUBJECT TO THE ADJUSTMENT OF DIMENSIONS, MATERIALS, AND ANY OTHER SPECIFICATION AS DIRECTED BY OUR ENGINEERING DEPARTMENT.							