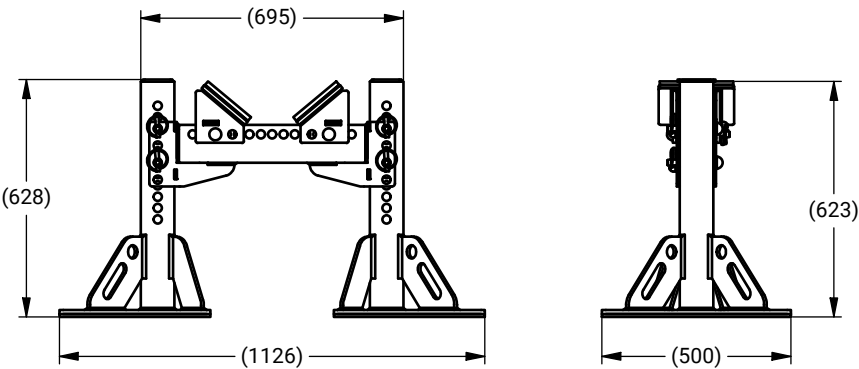
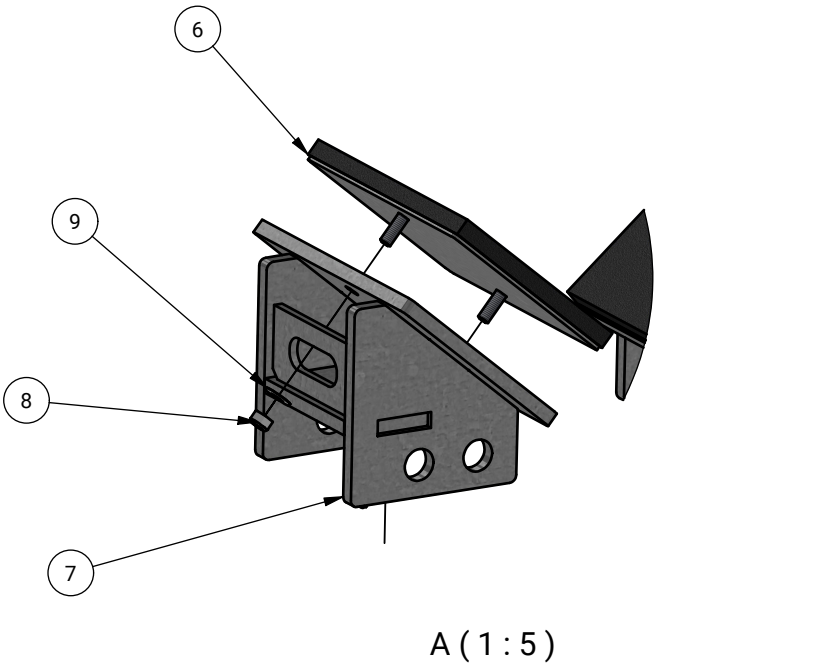
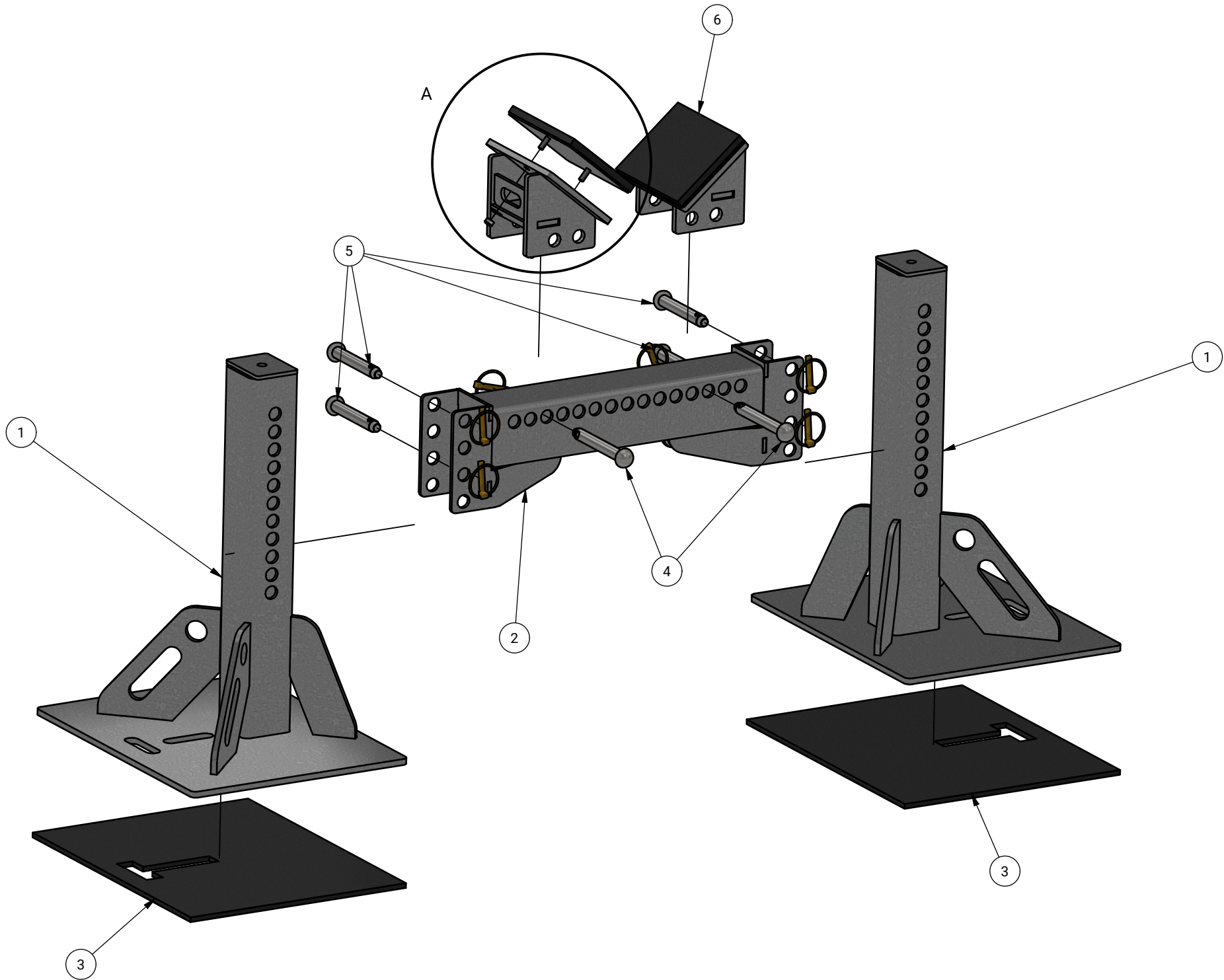


REVISION HISTORY				
REV	DATE	BY	DESCRIPTION	CKD
0	27/10/2022	KC	INITIAL RELEASE	KC

PART LIST			
ITEM	DESCRIPTION	TOTAL	UNIT
1	Vertical Support Weldment	2	Each
2	Horizontal Rail Weldment	1	Each
3	Vertical Support Load Restraint Mat	2	Each
4	130mm Pin Set	2	Each
5	150mm Pin Set	4	Each
6	Chocking Plate with Rubber	2	Each
7	Small Chock Weldment	2	Each
8	M8x1.25 Nyloc Nut	4	Each
9	M8 Flat Washer	4	Each



**NOTE:**  
1. FOR GENERAL TOLERANCING REFER TO TOLERANCE TABLE IN THE TITLE BLOCK

<div>THIRD ANGLE  PROJECTION</div> <div>SCALE: N.T.S.</div> <div>TOLERANCES: (mm) X = ± 1 X.X = ± 0.5 X.XX = ± 0.05 X.XXX = ± 0.005 ANGLE = ± 0.25°</div>	<div></div>			PRODUCT CODE : ---			
	26 Activity Street MARYBOROUGH QLD 4650			DESCRIPTION : Vertical Pump Stand Assembly			
	PO Box 2039 MARYBOROUGH QLD 4650			PART NO / DWG NO : ---			
	Ph 1300 662 987 sales@daywalk.com			DRAWING TYPE: ASSEMBLY GUIDE			
<div>ALL PARTS TO BE FREE FROM SPATTER, SHARP EDGES AND OTHER IMPERFECTIONS WHICH MAY AFFECT THE FUNCTION, FIT OR FINISH.</div>							
<div>ALL INFORMATION AND DETAILS CONTAINED IN THIS DRAWING ARE PROTECTED BY COPYRIGHT LAWS AND CANNOT TO BE REPRODUCED OR SHARED WITH EXTERNAL PARTIES WITHOUT THE WRITTEN PERMISSION OF THE OMNI-TUFF GROUP PTY LTD TRADING AS DAYWALK. THIS DRAWING MAY BE SUBJECT TO THE ADJUSTMENT OF DIMENSIONS, MATERIALS, AND ANY OTHER SPECIFICATION AS DIRECTED BY OUR ENGINEERING DEPARTMENT.</div>				MATERIAL :	WEIGHT: 89.223 kg	SHEET NO: 1 of 1	REV: 0